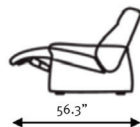
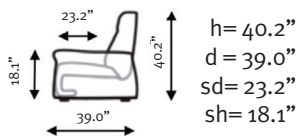
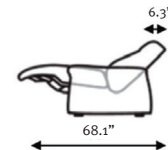


# Stressless® Mary and Mary HR

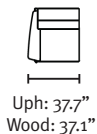


You will need 6.3" behind the sofa for the Stressless® reclining function.

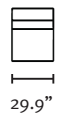


Max. Power Recliner Depth: 68.1

1 Seat - Left Arm



1 Seat - Center



1 Seat - Right Arm



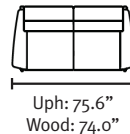
Corner



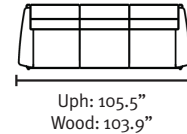
Chair



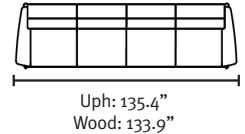
2 Seat



3 Seat



4 Seat



Arm Options:

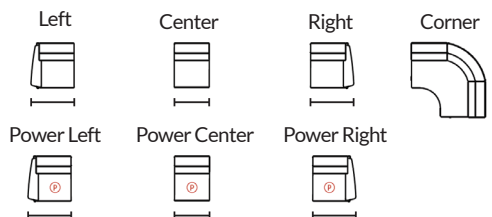


Upholstered



Wood

Available Modules:



## NOTES:

- Any Left, Right and Center Modules have the option of Power Recline and/or Adjustable Headrest.
- Arms are not removable.